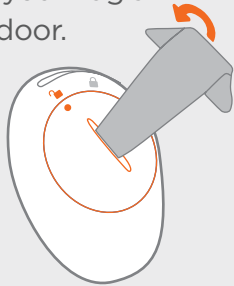


1. SET UP YOUR TAG

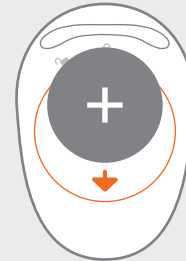
Use the clip attachment to open your Tag's battery door.



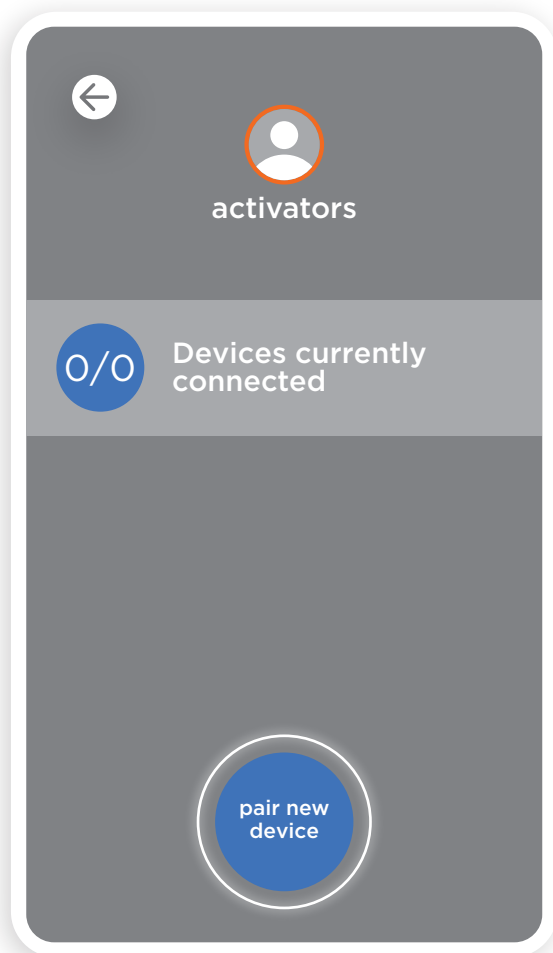
Write down the **4 digit pairing code** on the inside of the battery door.



(You'll need it soon!)



Insert the battery **+** side up, then close the battery door.



2. PAIR YOUR TAG



From the Wearsafe App home screen, select **devices in range**, then pair new device.



Find your Tag's pairing code in the list and select **pair**, then **pair now**.



This is what you'll enter when your phone asks for a PIN:

iOS: enter your Tag's pairing code

Android: 00 + Tag's pairing code

Once you've paired your Tag, just follow the prompts to give it a name, choose your Tag settings, and test it.

WEARSAFE TIP! Try out some different Tag settings to see what works best for you! A single press might too sensitive and send out accidental alerts — our favorite is press and hold.

